

Partisan Stereotypes

Survey Flow

Standard: Consent (1 Question)
Block: Demographics (7 Questions)

Branch: New Branch

If

If What racial or ethnic group best describes you? Black or African-American Is Selected

Or What racial or ethnic group best describes you? Hispanic or Latino Is Selected

Or What racial or ethnic group best describes you? Asian or Asian-American Is Selected

Or What racial or ethnic group best describes you? Native American Is Selected

Or What racial or ethnic group best describes you? Middle Eastern Is Selected

Or What racial or ethnic group best describes you? Mixed race Is Selected

Or What racial or ethnic group best describes you? Other Is Selected

EmbeddedData

race-cong = less

race-incong = more

Branch: New Branch

If

If What racial or ethnic group best describes you? White Is Selected

EmbeddedData

race-cong = more

race-incong = less

Branch: New Branch

If

If Would you describe yourself as religious, or non-religious? Non-religious Is Selected

EmbeddedData

relig-cong-1 = lower

relig-cong-2 = more

relig-incong-1 = higher

relig-incong-2 = fewer

Branch: New Branch

If

If Would you describe yourself as religious, or non-religious? Religious Is Selected

EmbeddedData

relig-cong-1 = higher

relig-cong-2 = fewer

relig-incong-1 = lower

relig-incong-2 = more

Branch: New Branch

If

If What is your age? 71 years or older Is Selected

EmbeddedData

age-cong = 70+

age-incong = 18-30

Branch: New Branch

If

If What is your age? 61-70 years old Is Selected

EmbeddedData

age-cong = 61-70

age-incong = 18-30

Branch: New Branch

If

If What is your age? 51-60 years old Is Selected

EmbeddedData

age-cong = 51-60

age-incong = 18-30

Branch: New Branch

If

If What is your age? 41-50 years old Is Selected

EmbeddedData

age-cong = 41-50

age-incong = 18-30

Branch: New Branch

If

If What is your age? 31-40 years old Is Selected

EmbeddedData

age-cong = 31-40

age-incong = 51-60

Branch: New Branch

If

If What is your age? 18-30 years old Is Selected

EmbeddedData

age-cong = 18-30
age-incong = 51-60

Branch: New Branch

If

If Do you identify as...? Other / Non-Binary Is Selected
Or Do you identify as...? Prefer not to say Is Selected

EmbeddedData

gender-cong = women
gender-incong = men

Branch: New Branch

If

If Do you identify as...? Male Is Selected

EmbeddedData

gender-cong = men
gender-incong = women

Branch: New Branch

If

If Do you identify as...? Female Is Selected

EmbeddedData

gender-cong = women
gender-incong = men

Standard: Political Engagement Questions (5 Questions)

Branch: New Branch

If

If Generally speaking, do you consider yourself a Democrat, Republican, or Independent? Independent Is Selected

EmbeddedData

PID = Independent
PIDs = Independents
PIDsingle = Independent
headline = New study sheds light on political Independents
possessivesupport = those who do not support a political party
firstpara = political Independents
partysupporters = Independents
partysupport = Independents
partysupporter = Independent
party = as an Independent
thisparty = Independents

aparty = an Independent

Branch: New Branch

If

If Generally speaking, do you consider yourself a Democrat, Republican, or Independent? Democrat Is Selected

EmbeddedData

PID = Democratic

PIDs = Democrats

PIDsingle = Democrat

headline = New study sheds light on who supports the Democratic Party

possessivesupport = the party's supporters

firstpara = supporters of the Democratic Party

partysupporters = Democratic Party supporters

partysupport = Democratic Party support

partysupporter = Democratic Party supporter

party = with the Democratic Party

thisparty = this party

aparty = a Democrat

Branch: New Branch

If

If Generally speaking, do you consider yourself a Democrat, Republican, or Independent? Republican Is Selected

EmbeddedData

PID = Republican

PIDs = Republicans

PIDsingle = Republican

headline = New study sheds light on who supports the Republican Party

possessivesupport = the party's supporters

firstpara = supporters of the Republican Party

partysupport = Republican Party support

partysupporter = Republican Party supporter

partysupporters = Republican Party supporters

party = with the Republican Party

thisparty = this party

aparty = a Republican

Standard: Political knowledge (7 Questions)

BlockRandomizer: 1 - Evenly Present Elements

Standard: Control Treatment (2 Questions)

Branch: New Branch

If
If $\{e://Field/headline\}$ Nationwide study of over 100,000 $\{e://Field/PIDs\}$ may change our unders... Is Displayed

EmbeddedData
group = control

Standard: Congruent Treatment (2 Questions)

Branch: New Branch

If
If You will now be asked to read a short article about a recent piece of political science research.... Is Displayed

EmbeddedData
group = congruent

Standard: Incongruent Treatment (2 Questions)

Branch: New Branch

If
If You will now be asked to read a short article about a recent piece of political science research.... Is Displayed

EmbeddedData
group = incongruent

Standard: PIDstr (9 Questions)

Standard: Policy and Ideology - all (4 Questions)

BlockRandomizer: 1 - Evenly Present Elements

Standard: Policy and Ideology - No cues (5 Questions)
Standard: Policy and Ideology - Cues (5 Questions)

Standard: Group and individual evaluations (4 Questions)

Standard: Demographics 2 (2 Questions)

Standard: Manipulation checks (12 Questions)

Standard: Debrief (1 Question)

Page Break

Start of Block: Consent

consent This survey is part of an academic research project being conducted by a graduate student at the University of California, Davis. The purpose of this research is to better understand political attitudes and responses to academic research. Your participation and your contributions to academic scholarship are very much appreciated. As you complete this short survey, please keep in mind:

What you say in this survey is anonymous and will be kept strictly confidential. Your participation in this study is completely voluntary. You are free to decide not to participate in this study. You can also withdraw at any time without harming your relationship with the researcher or the University of California, Davis. You will be asked to read a short article, in addition to responding to a short survey. It should take about 15 minutes to complete the study. If you choose not to participate, there will be no penalty. All answers provided will be used. The anonymity of the survey makes withdrawing specific responses impossible. Although the results of this survey may be published, no information that could identify you will be included. We hope to learn more about political attitudes and responses to academic research through this study, and we plan to share what we learn by publishing the results of this work in scholarly outlets. Research sometimes requires that information regarding its purpose not be shared with the research participants because its knowledge could impact the results of the research. While the tasks you will be asked to perform for this research have been explained, the full intent of the research will not be provided until the completion of the study. At that time you will have the opportunity to ask questions, including about the purpose of the study and the procedures used. Note that none of the aspects of the research being withheld are reasonably expected to affect your willingness to participate. Completion of this survey constitutes your consent to participate in this study.

This study has been reviewed and approved by the Institutional Review Board (IRB) at the University of California, Davis. The IRB has determined that this study meets the ethical obligations required by Federal law and University policies. Information to help you understand research is online at <http://www.research.ucdavis.edu/policiescompliance/irb-admin/>. You have the right to ask questions at any time. If you have any questions or comments, please do not hesitate to contact the principle investigator in this study, David Bracken at (530) 302-6151 or dwbracken@ucdavis.edu. You may also choose to talk to an IRB staff member at (916) 703-9151, hs-irbadmin@ucdavis.edu, or 2921 Stockton Blvd, Suite 1400, Room 1429, Sacramento, CA 95817.

End of Block: Consent

Start of Block: Demographics

demointro First, we would like to ask you some questions about you and your background.

Page Break

age What is your age?

- 18-30 years old (1)
 - 31-40 years old (2)
 - 41-50 years old (3)
 - 51-60 years old (4)
 - 61-70 years old (5)
 - 71 years or older (6)
-



gender Do you identify as...?

- Male (1)
 - Female (2)
 - Other / Non-Binary (3)
 - Prefer not to say (99)
-

Page Break

religious Would you describe yourself as religious, or non-religious?

- Religious (1)
 - Non-religious (2)
-



religimport How important is religion in your life?

- Very important (4)
 - Somewhat important (3)
 - Not too important (2)
 - Not at all important (1)
-

Page Break

race What racial or ethnic group best describes you?

- White (1)
 - Black or African-American (2)
 - Hispanic or Latino (3)
 - Asian or Asian-American (4)
 - Native American (5)
 - Middle Eastern (6)
 - Mixed race (7)
 - Other (8)
-

class How would you describe your social class? Are you in the lower class, the working class, the middle class, or the upper class?

- Lower class (1)
- Working class (2)
- Middle class (3)
- Upper class (4)

End of Block: Demographics

Start of Block: Political Engagement Questions

engintro Next, we would like to ask you a few questions about your interest and engagement in politics.

Page Break



votereg Are you registered to vote?

- Yes (1)
 - No (2)
 - Don't know (99)
-

pid Generally speaking, do you consider yourself a Democrat, Republican, or Independent?

- Democrat (1)
 - Republican (2)
 - Independent (3)
-

Page Break



mediainterest How closely do you follow politics on TV, radio, newspapers, or the Internet?

- Very closely (4)
 - Fairly closely (3)
 - Not very closely (2)
 - Not at all (1)
-



polinterest How interested are you in politics and public affairs?

- Very interested (4)
- Somewhat interested (3)
- Slightly interested (2)
- Not at all interested (1)

End of Block: Political Engagement Questions

Start of Block: Political knowledge

Q118 Now we would like to ask you some questions about politics in the United States and other countries.

Page Break



know1 Who is the current Speaker of the U.S. House of Representatives?

- Nancy Pelosi (1)
 - Paul Ryan (2)
 - Mitch McConnell (3)
 - Maxine Waters (4)
 - Don't know (99)
-



know2 Who is the current Vice President of the United States?

- Mitt Romney (1)
 - John Kelly (2)
 - Mike Pence (3)
 - Bob Corker (4)
 - Don't know (99)
-



know3 Is Neil Gorsuch...?

- A Senator (1)
- The Solicitor General (2)
- The head of the Environmental Protection Agency (3)
- A Supreme Court Justice (4)
- Don't know (99)

Page Break

X→

know4 Which of the following countries has officially started the process of leaving the European Union?

- Greece (1)
 - Germany (2)
 - The United Kingdom (3)
 - Hungary (4)
 - Don't know (99)
-

X→

know5 Many conservative Republicans in the House of Representatives are members of which of the following groups?

- The Freedom Caucus (1)
 - The Tuesday Group (2)
 - The Lincoln Group (3)
 - The Blue Dogs (4)
 - Don't know (99)
-

X→

know6 The Trans-Pacific Partnership (TPP) is a...

- Military alliance (1)
- Peace treaty (2)
- Trade agreement (3)
- Political council (4)
- Don't know (99)

End of Block: Political knowledge

Start of Block: Control Treatment

controlintro You will now be asked to read a short article about a recent piece of political science research. After carefully reading the article, we will ask you some further questions about your political opinions, before asking for your responses to the article.

Page Break

controltreat

#{e://Field/headline}

Nationwide study of over 100,000 #{e://Field/PIDs} may change our understanding of #{e://Field/possessivesupport}.

By Natalie Broad

A new study from Stanford University promises to reveal the most in depth look at #{e://Field/firstpara} in history. As part of the study, undertaken by Professors Stan Englehoff and Katie Dillman, telephone interviews were conducted with over 100,000 #{e://Field/partysupporters} in all fifty states. The study promises to share some intriguing discoveries about the characteristics of #{e://Field/firstpara}.

The authors believe they now have a more complete understanding of the demographics of #{e://Field/partysupport} - including the age, race, gender, and religion of the average #{e://Field/PIDsingle} - than at any time in history.

Professor Englehoff commented “It’s a really interesting dataset, we’ve never had such a deep well of information to work from before, and we’re incredibly excited to share our findings with the world.” The study promises to tackle some of the most important issues in American politics, such as the policy views of #{e://Field/possessivesupport}, their views on the President and the recent elections, and their perspective on the role of religion in American life.

The findings of the study will be published next year in the *American Journal of Political Science*.

End of Block: Control Treatment

Start of Block: Congruent Treatment

congintrou You will now be asked to read a short article about a recent piece of political science research. After carefully reading the article, we will ask you some further questions about your political opinions, before asking for your responses to the article.

Page Break

congtreat

#{e://Field/headline}

Nationwide study of over 100,000 #{e://Field/PIDs} may change our understanding of #{e://Field/possessivesupport}.

By Natalie Broad

A new study from Stanford University promises to reveal the most in depth look at #{e://Field/firstpara} in history. As part of the study, undertaken by Professors Stan Englehoff and Katie Dillman, telephone interviews were conducted with over 100,000 #{e://Field/partysupporters} in all fifty states. The study promises to share some intriguing discoveries about the characteristics of #{e://Field/firstpara}. For example, #{e://Field/gender-cong} comprise a larger share of #{e://Field/possessivesupport} than the researchers had anticipated.

The authors believe they now have a more complete understanding of the demographics of #{e://Field/partysupport} - including the age, race, gender, and religion of the average #{e://Field/PIDsingle} - than at any time in history. Some of the top line findings the authors have shared include that #{e://Field/PIDs} tended to be #{e://Field/race-cong} likely to identify as White than previous studies had suggested, while the average #{e://Field/partysupporter} was more likely to fall into the #{e://Field/age-cong} age category than had been expected.

Professor Englehoff commented “It’s a really interesting dataset, we’ve never had such a deep well of information to work from before, and we’re incredibly excited to share our findings with the world.” The study promises to tackle some of the most important issues in American politics, such as the policy views of #{e://Field/possessivesupport}, their views on the President and the recent elections, and their perspective on the role of religion in American life. The authors have already shared that #{e://Field/PIDs} showcased #{e://Field/relig-cong-1} levels of religiosity than the authors expected, with #{e://Field/relig-cong-2} respondents identifying as non-religious.

The findings of the study will be published next year in the *American Journal of Political Science*.

End of Block: Congruent Treatment

Start of Block: Incongruent Treatment

incongintro You will now be asked to read a short article about a recent piece of political science research. After carefully reading the article, we will ask you some further questions about your political opinions, before asking for your responses to the article.

Page Break

incongtreat

#{e://Field/headline}

Nationwide study of over 100,000 #{e://Field/PIDs} may change our understanding of #{e://Field/possessivesupport}.

By Natalie Broad

A new study from Stanford University promises to reveal the most in depth look at #{e://Field/firstpara} in history. As part of the study, undertaken by Professors Stan Englehoff and Katie Dillman, telephone interviews were conducted with over 100,000 #{e://Field/partysupporters} in all fifty states. The study promises to share some intriguing discoveries about the characteristics of #{e://Field/firstpara}. For example, #{e://Field/gender-incong} comprise a larger share of #{e://Field/possessivesupport} than the researchers had anticipated.

The authors believe they now have a more complete understanding of the demographics of #{e://Field/partysupport} - including the age, race, gender, and religion of the average #{e://Field/PIDsingle} - than at any time in history. Some of the top line findings the authors have shared include that #{e://Field/PIDs} tended to be #{e://Field/race-incong} likely to identify as White than previous studies had suggested, while the average #{e://Field/partysupporter} was more likely to fall into the #{e://Field/age-incong} age category than had been expected.

Professor Englehoff commented “It’s a really interesting dataset, we’ve never had such a deep well of information to work from before, and we’re incredibly excited to share our findings with the world.” The study promises to tackle some of the most important issues in American politics, such as the policy views of #{e://Field/possessivesupport}, their views on the President and the recent elections, and their perspective on the role of religion in American life. The authors have already shared that #{e://Field/PIDs} showcased #{e://Field/relig-incong-1} levels of religiosity than the authors expected, with #{e://Field/relig-incong-2} respondents identifying as non-religious.

The findings of the study will be published next year in the *American Journal of Political Science*.

End of Block: Incongruent Treatment

Start of Block: PIDstr

pidintro We would now like to ask you some questions about your political opinions and attitudes towards particular policies.

Page Break



pidstr Earlier, you said you identified $\{e://Field/party\}$. Thinking about $\{e://Field/thisparty\}$, would you call yourself a strong $\{e://Field/PIDsingle\}$ or a not very strong $\{e://Field/PIDsingle\}$?

- Strong $\{e://Field/PIDsingle\}$ (2)
- Not very strong $\{e://Field/PIDsingle\}$ (1)

Page Break



pident1 How important is being $\{e://Field/aparty\}$ to you?

- Extremely important (5)
 - Very important (4)
 - Moderately important (3)
 - Not very important (2)
 - Not at all important (1)
-



pident2 How well does the term $\{e://Field/PIDsingle\}$ describe you?

- Extremely well (5)
 - Very well (4)
 - Moderately well (3)
 - Not very well (2)
 - Not well at all (1)
-

Page Break



pident3 When talking about [\\${e://Field/PIDs}](#), how often do you use "we" instead of "they"?

- All of the time (5)
 - Most of the time (4)
 - Some of the time (3)
 - Rarely (2)
 - Never (1)
-



pident4 To what extent do you think of yourself as being [\\${e://Field/aparty}](#)?

- A great deal (5)
 - Somewhat (4)
 - A moderate amount (3)
 - A little (2)
 - Not at all (1)
-

Page Break

Display This Question:

If Generally speaking, do you consider yourself a Democrat, Republican, or Independent? = Democrat

Or Generally speaking, do you consider yourself a Democrat, Republican, or Independent? = Republican



pidmatrix Thinking about the $\{e://Field/PID\}$ Party, how much do you agree with these statements?

	Strongly disagree (1)	Disagree (2)	Somewhat disagree (3)	Neither agree nor disagree (4)	Somewhat agree (5)	Agree (6)	Strongly agree (7)	Don't know (99)
I am interested in what other people think about this party. (1)	<input type="radio"/>	<input type="radio"/>	<input type="radio"/>	<input type="radio"/>	<input type="radio"/>	<input type="radio"/>	<input type="radio"/>	<input type="radio"/>
I have a lot in common with other supporters of the $\{e://Field/PID\}$ Party. (3)	<input type="radio"/>	<input type="radio"/>	<input type="radio"/>	<input type="radio"/>	<input type="radio"/>	<input type="radio"/>	<input type="radio"/>	<input type="radio"/>
When I meet someone who supports this party, I feel connected to this person. (5)	<input type="radio"/>	<input type="radio"/>	<input type="radio"/>	<input type="radio"/>	<input type="radio"/>	<input type="radio"/>	<input type="radio"/>	<input type="radio"/>
When people praise this party, it makes me feel good. (7)	<input type="radio"/>	<input type="radio"/>	<input type="radio"/>	<input type="radio"/>	<input type="radio"/>	<input type="radio"/>	<input type="radio"/>	<input type="radio"/>

Page Break

understand To what extent do you believe the following people or parties understand the problems facing people like you?

	1- No understanding at all (1)	2 (2)	3 (3)	4 (4)	5 (5)	6 (6)	7 - A very strong understanding (7)
The Republican Party (1)	<input type="radio"/>	<input type="radio"/>	<input type="radio"/>	<input type="radio"/>	<input type="radio"/>	<input type="radio"/>	<input type="radio"/>
The Democratic Party (2)	<input type="radio"/>	<input type="radio"/>	<input type="radio"/>	<input type="radio"/>	<input type="radio"/>	<input type="radio"/>	<input type="radio"/>
Independents (7)	<input type="radio"/>	<input type="radio"/>	<input type="radio"/>	<input type="radio"/>	<input type="radio"/>	<input type="radio"/>	<input type="radio"/>
Donald Trump (3)	<input type="radio"/>	<input type="radio"/>	<input type="radio"/>	<input type="radio"/>	<input type="radio"/>	<input type="radio"/>	<input type="radio"/>
Nancy Pelosi (5)	<input type="radio"/>	<input type="radio"/>	<input type="radio"/>	<input type="radio"/>	<input type="radio"/>	<input type="radio"/>	<input type="radio"/>

Display This Question:

If Generally speaking, do you consider yourself a Democrat, Republican, or Independent? = Independent

pidlean Do you think of yourself as closer to the Republican Party or the Democratic Party?

- Republican Party (1)
- Democratic Party (2)
- Neither (3)

End of Block: PIDstr

Start of Block: Policy and Ideology - all

Q116 Now we would like to ask you some questions about how liberal or conservative you are, and how liberal and conservative you think particular groups are. Please answer the following questions carefully and tell us what you think about their political views.

Page Break



ideoself We hear a lot of talk these days about liberals and conservatives. Here is a seven-point scale on which the political views that people might hold are arranged from extremely liberal to extremely conservative.

Where would you place yourself on this scale, or haven't you thought much about this?

	Extremely Liberal (1)	Very Liberal (2)	Somewhat Liberal (3)	Moderate (4)	Somewhat Conservative (5)	Very Conservative (6)	Extremely Conservative (7)	Don't know (99)
Yourself (1)	<input type="radio"/>	<input type="radio"/>	<input type="radio"/>	<input type="radio"/>	<input type="radio"/>	<input type="radio"/>	<input type="radio"/>	<input type="radio"/>



ideoparties Where would you place the political parties and political independents on the same seven-point scale, ranging from extremely liberal to extremely conservative?

	Extremely Liberal (1)	Very Liberal (2)	Somewhat Liberal (3)	Moderate (4)	Somewhat Conservative (5)	Very Conservative (6)	Extremely Conservative (7)
The Democratic Party (2)	<input type="radio"/>	<input type="radio"/>	<input type="radio"/>	<input type="radio"/>	<input type="radio"/>	<input type="radio"/>	<input type="radio"/>
The Republican Party (3)	<input type="radio"/>	<input type="radio"/>	<input type="radio"/>	<input type="radio"/>	<input type="radio"/>	<input type="radio"/>	<input type="radio"/>
Independents (4)	<input type="radio"/>	<input type="radio"/>	<input type="radio"/>	<input type="radio"/>	<input type="radio"/>	<input type="radio"/>	<input type="radio"/>

Page Break

nocuesintro We would now like to ask you about your views on particular policies. In each instance please tell us whether you support or oppose the policy in question.

End of Block: Policy and Ideology - all

Start of Block: Policy and Ideology - No cues



righttowork 'Right-to-work' laws are pieces of legislation that guarantee that no employee can be required to join, or not join, a union or be required to pay dues to a labor union as a condition of employment. Do you support or oppose right-to-work laws?

- Strongly support (5)
- Somewhat support (4)
- Neither support nor oppose (3)
- Somewhat oppose (2)
- Strongly oppose (1)
- Don't know (99)

Page Break



incometax Recently, California passed a ballot measure raising income taxes on Californians who earn more than \$250,000 per year for seven years. Specifically, the measure raised income taxes by 1% on income between \$250,000 and \$300,000, 2% on income between \$300,000 and \$500,000, and 3% on income above \$500,000. Do you support or oppose these changes in income tax policy?

- Strongly support (5)
- Somewhat support (4)
- Neither support nor oppose (3)
- Somewhat oppose (2)
- Strongly oppose (1)
- Don't know (99)

Page Break

X→

minwage Do you support or oppose increasing the federal minimum wage from \$7.25 an hour to over \$12 an hour?

- Strongly support (5)
 - Somewhat support (4)
 - Neither support nor oppose (3)
 - Somewhat oppose (2)
 - Strongly oppose (1)
 - Don't know (99)
-

X→

affirmact Do you support or oppose allowing universities to increase the number of minority students studying at their schools in order to increase diversity, by considering race along with other factors when choosing students?

- Strongly support (5)
 - Somewhat support (4)
 - Neither support nor oppose (3)
 - Somewhat oppose (2)
 - Strongly oppose (1)
 - Don't know (99)
-

Page Break



Ocare Do you support or oppose the Affordable Care Act (often called 'Obamacare') passed in 2010? This law requires all Americans to buy health insurance and requires health insurance companies to accept everyone

- Strongly support (5)
- Somewhat support (4)
- Neither support nor oppose (3)
- Somewhat oppose (2)
- Strongly oppose (1)
- Don't know (99)

End of Block: Policy and Ideology - No cues

Start of Block: Policy and Ideology - Cues



righttoworkcue

'Right-to-work' laws are pieces of legislation that guarantee that no employee can be required to join, or not join, a union or be required to pay dues to a labor union as a condition of employment. Do you support or oppose right-to-work laws?

The Democratic Party opposes these policies, while the Republican Party supports them.

- Strongly support (5)
- Somewhat support (4)
- Neither support nor oppose (3)
- Somewhat oppose (2)
- Strongly oppose (1)
- Don't know (99)

Page Break



incomecue Recently, California passed a ballot measure raising income taxes on Californians who earn more than \$250,000 per year for seven years. Specifically, the measure raised income taxes by 1% on income between \$250,000 and \$300,000, 2% on income between \$300,000 and \$500,000, and 3% on income above \$500,000. Do you support or oppose these changes in income tax policy?

The Republican Party opposes this policy, while the Democratic Party supports it.

- Strongly support (5)
- Somewhat support (4)
- Neither support nor oppose (3)
- Somewhat oppose (2)
- Strongly oppose (1)
- Don't know (99)

Page Break



minimumcue Do you support or oppose increasing the federal minimum wage from \$7.25 an hour to over \$12 an hour?

Members of the Republican Party oppose this policy, while members of the Democratic Party support it.

- Strongly support (5)
 - Somewhat support (4)
 - Neither support nor oppose (3)
 - Somewhat oppose (2)
 - Strongly oppose (1)
 - Don't know (99)
-



affirmactcue Do you support or oppose allowing universities to increase the number of minority students studying at their schools in order to increase diversity, by considering race along with other factors when choosing students?

Members of the Republican Party oppose this policy, while members of the Democratic Party support it.

- Strongly support (5)
 - Somewhat support (4)
 - Neither support nor oppose (3)
 - Somewhat oppose (2)
 - Strongly oppose (1)
 - Don't know (99)
-

Page Break



Ocarecue Do you support or oppose the Affordable Care Act (often called 'Obamacare') passed in 2010? This law requires all Americans to buy health insurance and requires health insurance companies to accept everyone.

The Republican Party opposes this policy, while the Democratic Party supports it.

- Strongly support (5)
- Somewhat support (4)
- Neither support nor oppose (3)
- Somewhat oppose (2)
- Strongly oppose (1)
- Don't know (99)

End of Block: Policy and Ideology - Cues

Start of Block: Group and individual evaluations

feelings1 Please look at the graphic below. We would like to get your feelings toward some political leaders and other people who are in the news these days. We will show you the name of a person and we'd like you to rate that person using something we call the feeling thermometer.






Ratings between 50 degrees and 100 degrees mean that you feel favorable and warm toward the person. Ratings between 0 degrees and 50 degrees mean that you don't feel favorable toward the person and that you don't care too much for that person. You would rate the person at the 50 degree mark if you don't feel particularly warm or cold toward the person.

If we come to a person whose name you don't recognize, you don't need to rate that person. Just click 'Not sure' and move on to the next one.

How would you rate the following people?

Not sure

0 10 20 30 40 50 60 70 80 90 100


Donald Trump ()	
Hillary Clinton ()	
Mike Pence ()	
Barack Obama ()	
Bernie Sanders ()	

Page Break

feelings2 Still using the feeling thermometer, how would you rate the following groups?

As a reminder, ratings between 50 degrees and 100 degrees mean that you feel favorable and warm toward the group. Ratings between 0 degrees and 50 degrees mean that you don't feel favorable toward the group and that you don't care too much for that group. You would rate the group at the 50 degree mark if you don't feel particularly warm or cold toward the group.


Not sure



Page Break

feelings3 Still using the feeling thermometer, how would you rate the following groups?
Not sure

0 10 20 30 40 50 60 70 80 90 100

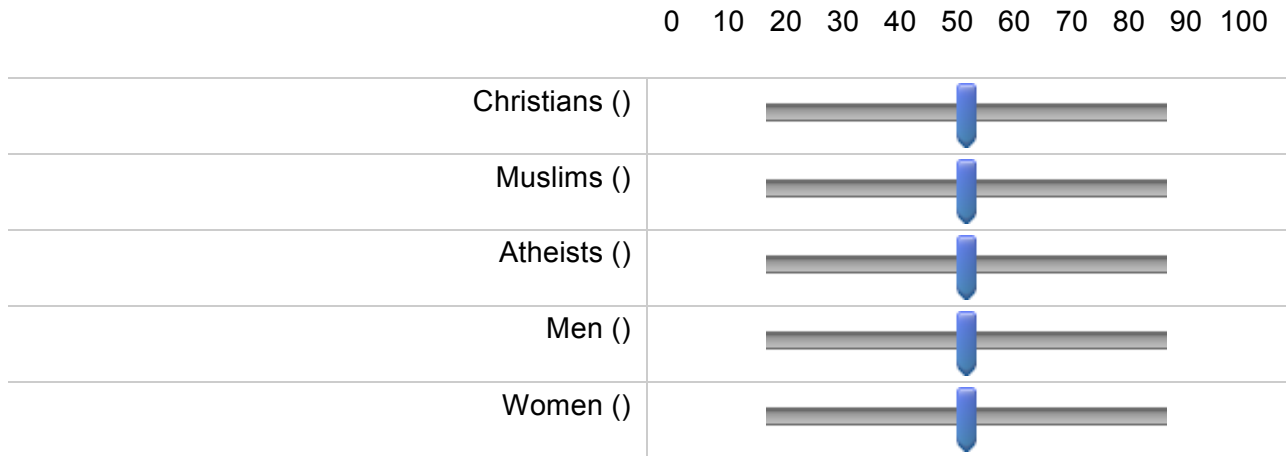


Page Break

feelings 4 Still using the feeling thermometer, how would you rate the following groups?

As a reminder, ratings between 50 degrees and 100 degrees mean that you feel favorable and warm toward the group. Ratings between 0 degrees and 50 degrees mean that you don't feel favorable toward the group and that you don't care too much for that group. You would rate the group at the 50 degree mark if you don't feel particularly warm or cold toward the group.

Not sure



End of Block: Group and individual evaluations

Start of Block: Demographics 2

religiosp What is your present religion?

- Protestant (1)
 - Roman Catholic (2)
 - Mormon (3)
 - Eastern or Greek Orthodox (4)
 - Jewish (5)
 - Muslim (6)
 - Buddhist (7)
 - Hindu (8)
 - Atheist (9)
 - Agnostic (10)
 - None (11)
 - Other (please state) (12) _____
-

citizen Are you currently an American citizen?

- Yes (1)
- No (2)
- Prefer not to say (3)

End of Block: Demographics 2

Start of Block: Manipulation checks

describegroups You are now going to be asked a few questions about your views of a political party or group in the U.S. You will be given a party or group, and asked to respond with your perceptions of that party or group.

Page Break

ptyrace Thinking about $\{e://Field/PIDs\}$, do they tend to be...

- African American (1)
 - White (2)
 - Hispanic / Latino (3)
 - Asian (4)
 - Other (5)
-

ptyage Thinking about $\{e://Field/PIDs\}$, do they tend to be aged...

- 18-30 years old (1)
 - 31-40 years old (2)
 - 41-50 years old (3)
 - 51-60 years old (4)
 - 61-70 years old (5)
 - 71 or older (6)
-

Page Break

ptyrelig Again thinking about \${e://Field/PIDs}, do they tend to be...

- Religious (1)
- Non-religious (2)

Display This Question:

If Again thinking about \${e://Field/PIDs}, do they tend to be... = Religious

ptyreligsp Which religion do \${e://Field/PIDs} tend to belong to?

- Protestant (1)
- Catholic (2)
- Muslim (3)
- Jewish (4)
- Atheist / Agnostic (5)
- Other (please state) (6) _____

Page Break

ptyedu Continuing with [\\${e://Field/PIDs}](#), do they tend to have...

- Some high school education (1)
- Graduated high school (2)
- Some college education (3)
- Graduated college (4)
- Completed a post-graduate degree (5)

Page Break

ptygender Finally, thinking about [\\${e://Field/PIDs}](#) do they tend to be...

Male (1)

Female (2)

Page Break

post describe You will now be asked a few short questions about the article you read, to measure how much you remember about the article, and your reactions to it.



Page Break



studyuni In the article you read, at which university was the study conducted?

- UC Berkeley (1)
 - Stanford University (2)
 - Harvard University (3)
 - The University of Michigan (4)
 - Don't know (99)
-



studyjournal In which journal will the study be published?

- Journal of Politics (1)
 - American Political Science Review (2)
 - American Journal of Political Science (3)
 - Political Studies Journal (4)
 - Don't know (99)
-

Page Break



studyparty Which group is the focus of the study?

- The Democratic Party (1)
 - The Republican Party (2)
 - The Green party (3)
 - Independents (4)
 - Don't know (99)
-



studycontact Roughly how many individuals were contacted as part of the study?

- 1,000 (1)
- 5,000 (2)
- 10,000 (3)
- 100,000 (4)
- Don't know (99)

End of Block: Manipulation checks

Start of Block: Debrief

debrief Thank you for completing this study. **Please hit the 'submit' button at the bottom to complete your participation.**

Studies show that the political party individuals choose to identify with is often correlated with their membership of particular demographic groups. This experiment was designed to examine whether changing the groups associated with a political party would change the strength of an individual's attachments to a given party. In the study, you were asked to read about a fictional piece of political science research and give your responses to it. We are interested in the ways in which the groups discussed in that study may have influenced your own party identification. All the subjects in this experiment were shown an article about a fictional study.

In that fictional study, the extent to which particular groups were prominent among supporters of a given party was varied by the investigator. This enabled the investigator to explore reactions from individuals when certain groups were seen as more prominent among party supporters than other groups. Because the impact of these results depends on the ability to generalize to what would happen in the real world, it was important that the article seemed real to you. Thank you for helping with this experiment. Your participation is greatly appreciated. Please do not tell anyone about this experiment for the next six months, since knowing about a study ahead of time can change the way people respond. If you have any further questions about this study, please feel free to contact the primary investigator, David Bracken at dwbracken@ucdavis.edu or 530-302-6151. **Please hit the 'submit' button to complete your participation.**

End of Block: Debrief
